


RAISE EACH TIP
2-1/4" FOR PROPER
DIHEDRAL ANGLE



CUT FROM 1/8" X 2" SHEET


WING:

STAB:

1/32" SHEET

1/16" PLY GRIP

ADJUST FOR VERTICAL
CLIMB, ROLL OUT, AND
LEFT-HAND GLIDE CIRCLE



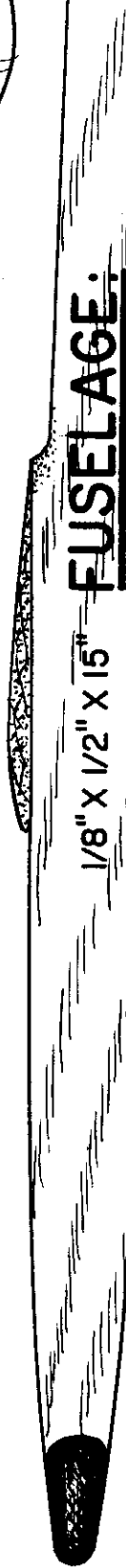
RUDDER:

1/32" SHEET

SMALL SWEEP

1X

1X



FUSELAGE:

1/8" X 1/2" X 15"

XI

XI